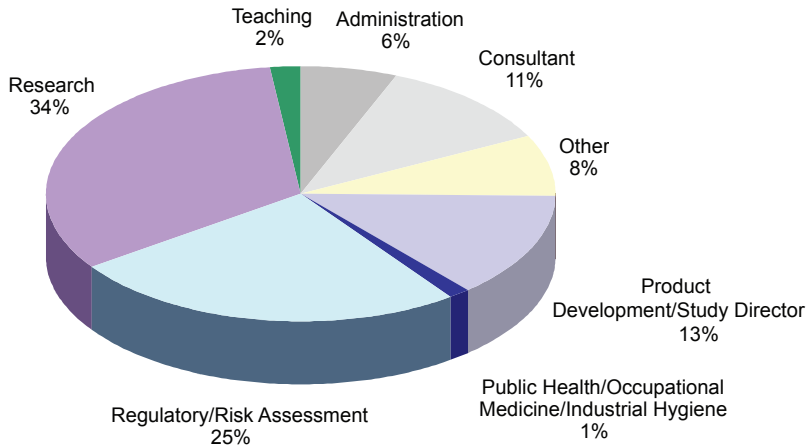


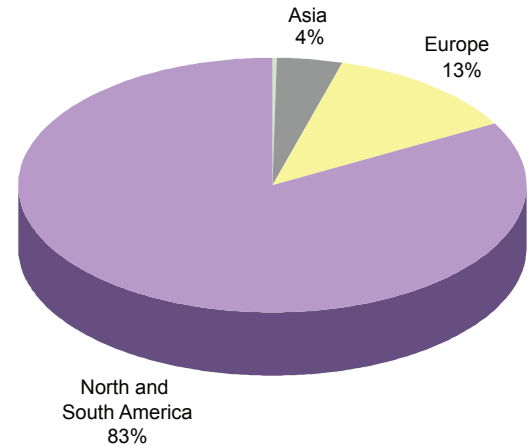


# STP Member and Annual Meeting Attendee Information

## Principal Activity/STP Members



## Annual Meeting



### Attendance

600—June 2007 Rio Grande, Puerto Rico  
640—June 2006 Vancouver, Canada

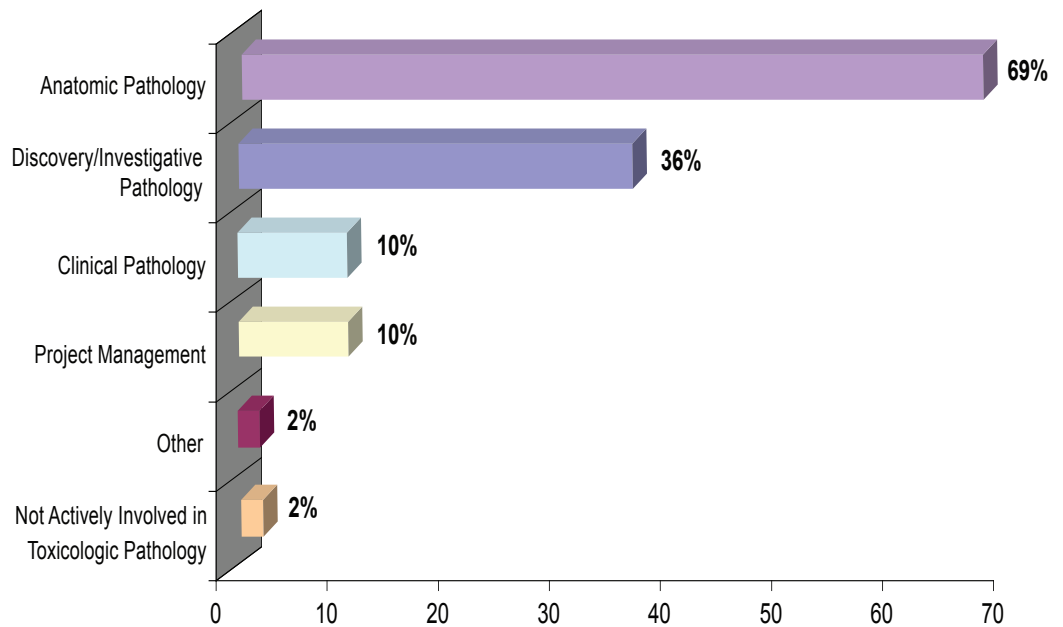
### Attendee Degrees

PhD only—18%  
DVM only—29%  
Both DVM and PhD—45%  
BvSc—3%  
MD—3%

## Areas of Interest/STP Members

Pharmaceutical Products	38 %
Rodent Pathology	31 %
Carcinogenesis	26 %
Immunopathology	22 %
Biotech Products	18 %
Primate Pathology	14 %
Cardiovascular System	13 %
Dog Pathology	13 %
Molecular Pathology	13 %
Transgenic Animals	13 %
Clinical Pathology	11 %
Cell Injury/Cell Death	10 %
Nervous System	10 %
Respiratory System	9 %
Hepatobiliary System	9 %

## Primary Research Areas/STP Members



**STP Member Additional Areas of Interest:** Computer data/image collection/storage, Histochemical techniques, Renal/Urinary system, Environmental toxicology, Male reproduction, Electron microscopy, Musculoskeletal system, Chemical products, Endocrine system, Female reproduction, Special microscopy techniques, Gastrointestinal system, Agricultural products, Hemolymphatic system, Endocrine disruptors, Flow cytometry, Special senses, Integumentary system, Medical devices, *In vitro* testing, Nomenclature, Fish pathology, Other, Statistical analysis